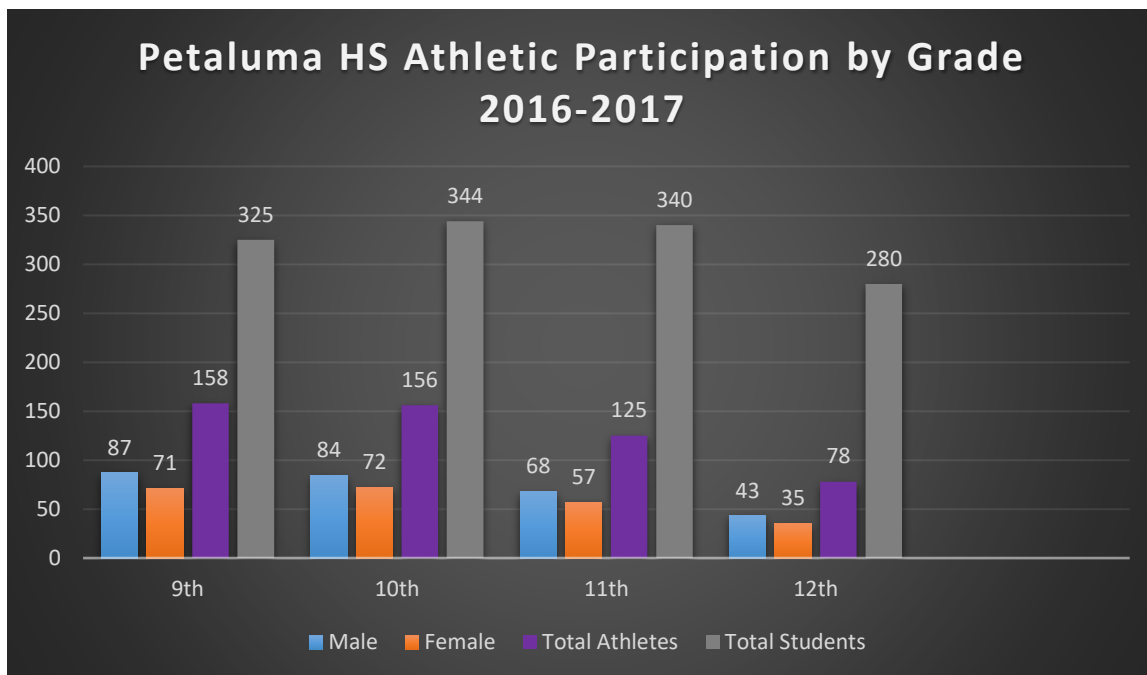
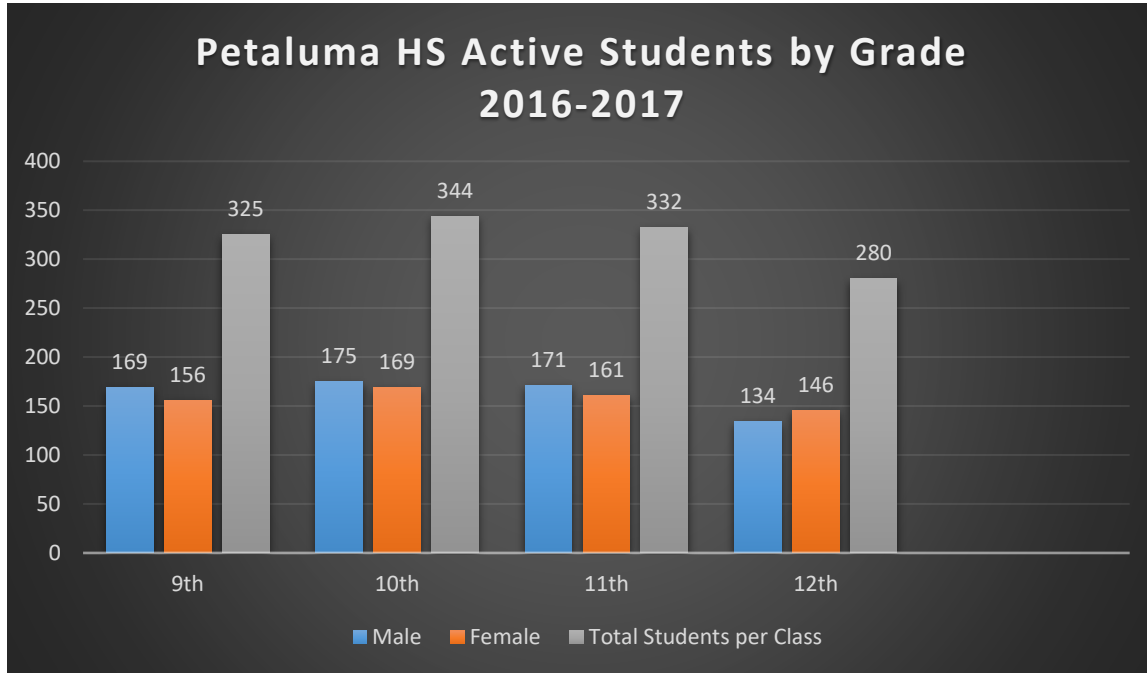
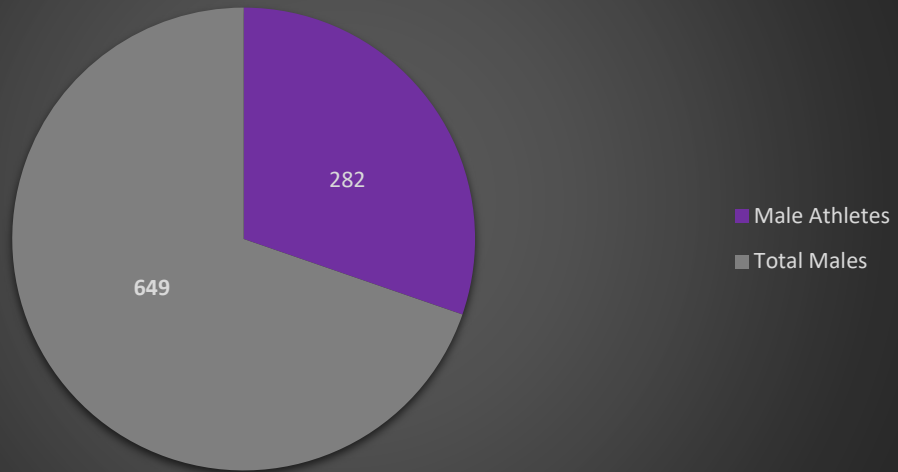


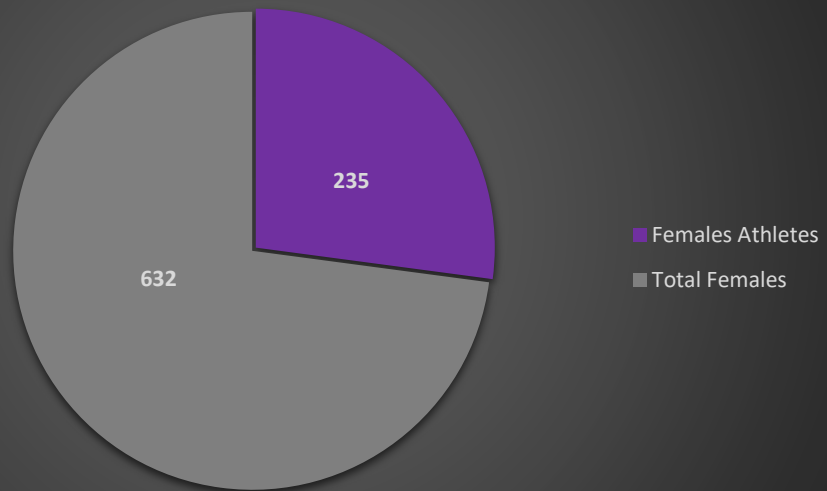
CIF Participation Census - Title IX and Senate Bill No. 1349 Petaluma High School 2016-2017



Total Male Participation 2016-2017



Total Female Participation 2016-2017

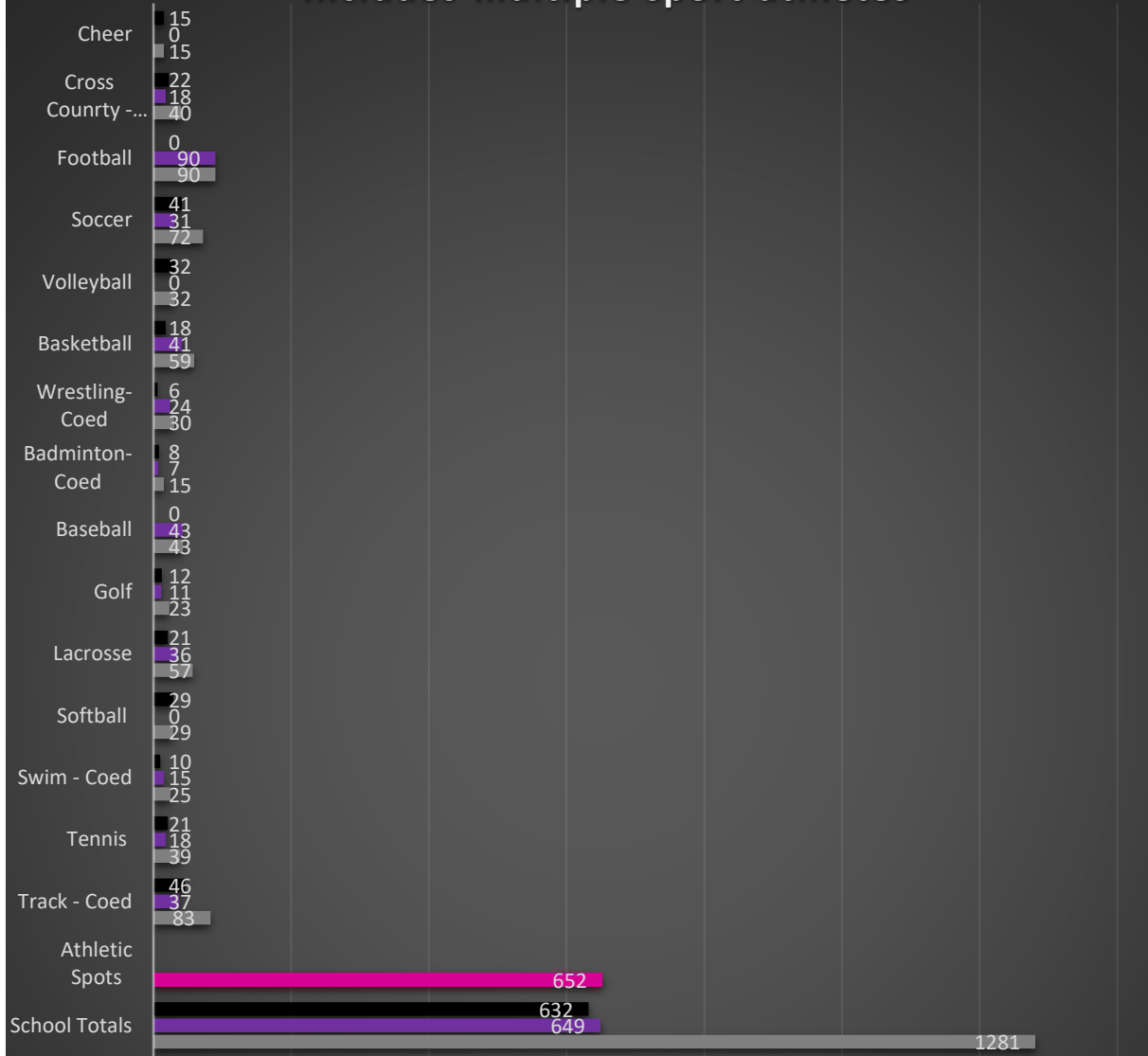


2016-2017 Athletic Participation

Sport by Season	Gender	Freshman	Junior Varsity	Varsity
Cheerleading	COED		X	X
Cross Country	COED		X	X
Football	M	X	X	X
Golf	F			X
Soccer	M		X	X
Soccer	F		X	X
Tennis	F			X
Volleyball	F	X	X	X
Basketball	M	X	X	X
Basketball	F	X	X	X
Wrestling	COED		X	X
Badminton	COED		X	X
Baseball	M	X	X	X
Golf	M			X
Lacrosse	M		X	X
Lacrosse	F		X	X
Softball	F		X	X
Swimming	COED		X	X
Tennis	M			X
Track and Field	COED		X	X

2016-2017 Rostered Athletes

*includes multiple sport athletes



	School Totals	Athletic Spots	Track - Coed	Tennis	Swim - Coed	Softball	Lacrosse	Golf	Baseball	Badminton-Coed	Wrestling-Coed	Basketball	Volleyball	Soccer	Football	Cross Country - Coed	Cheer
■ Females	632		46	21	10	29	21	12	0	8	6	18	32	41	0	22	15
■ Males	649		37	18	15	0	36	11	43	7	24	41	0	31	90	18	0
■ Total	1281	652	83	39	25	29	57	23	43	15	30	59	32	72	90	40	15

■ Females ■ Males ■ Total